

Easy Ways to Save Money & Energy in Your Home

Many people don't know how easy it is to make their homes run on less energy, and here at InterNACHI®, we want to change that.

Drastic reductions in heating, cooling and electricity costs can be accomplished through very simple changes, most of which homeowners can do themselves. Of course, for homeowners who want to take advantage of the most up-to-date knowledge and systems in home energy efficiency, InterNACHI® energy auditors can perform in-depth testing to find the best energy solutions for your home.

Why make your home more energy-efficient? Here are a few good reasons:

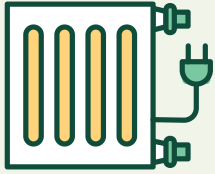
- It saves you money. It costs less to power a home that has been updated to be more energy-efficient.
- It increases the comfort level indoors.
- It reduces pollution. Conventional power production introduces pollutants that find their way into the air, soil, and water supplies.
- It reduces our impact on climate change. Most scientists agree that excessive fossil fuel consumption contributes significantly to global warming.
- Federal, state, utility, and local jurisdictions' financial incentives – such as tax breaks, rebates, and component swaps – are available to many homeowners around the U.S.



INTERNATIONAL ASSOCIATION OF
CERTIFIED HOME INSPECTORS
WWW.NACHI.ORG




Find better ways to heat and cool your house. Install a wood stove, periodically replace air filters, install a programmable thermostat,




and/or draw curtains over windows to better insulate rooms.

Install a tankless water heater. Tankless or instantaneous heaters provide hot water only as it is needed. They don't produce the standby energy losses associated with traditional storage water heaters, which will save on energy costs.



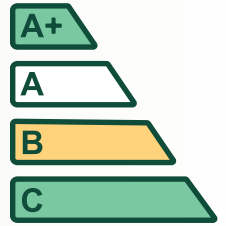
Replace incandescent light bulbs.

Traditional incandescent light bulbs convert only about 10% of the energy they consume into light, while the rest becomes heat. You can replace them with LEDs or CFLs.



Seal and insulate your home.

Sealing and insulating your home is one of the most cost-effective ways to make a home more comfortable and energy-efficient, and you can do it yourself.

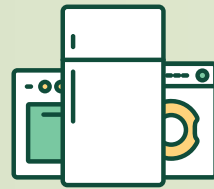


Insulate windows and doors.

About one-third of the home's total heat loss usually occurs through windows and doors. Sealing all window edges and cracks with rope caulk, or installing storm windows at windows with only single panes are some ways to reduce energy lost through windows and doors.



Use appliances and electronics responsibly. For example, the refrigerator should not be located near the stove, and cell phone and laptop chargers consume energy when they are plugged in. You can also use efficient ENERGY STAR-rated appliances and electronics.




Install daylighting as an alternative to electrical lighting. Skylights, light shelves, clerestory windows, and light tubes can be used to draw in more natural light to illuminate the home's interior.



Install efficient showerheads and toilets.

Low-flow showerheads, low-flow toilets, vacuum-assist toilets, and dual-flush toilets can be installed to conserve water usage in the home.



Cook smart. An enormous amount of energy is wasted while cooking. Convection ovens and pressure cookers can dramatically reduce the electricity used, while pans should be placed on the matching-size heating element or flame.



Change the way you do laundry. Avoid using high-temperature settings when clothes are not very soiled, and don't use the medium setting on your washer if you can wait until you have a full load of clothes.